

INSPIRE

CREATE DREAM





waiting
for the bus



picking
strawberries



made me feel better




ABOUT
YOURSELF...



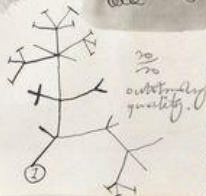
ABOUT
YOURSELF...

Charly Darwin

1. GEOSPIZA MAGNIROSTRIS
2. GEOSPIZA FORTIS
3. GEOSPIZA PARULA
4. CERTHIA OLEACEA



This is my interpretation of Darwin's famous finches drawings which mainly helped to prove natural selection at work which will give me a deeper understanding of the concept. Darwin's drawings are so detailed and accurate which is much more realistic.



20/20 accuracy quality.

Drawings from Darwin's 'The Zoology of the Voyage of HMS Beagle'

I was inspired to produce a study piece drawing version of Darwin's finches. This was really fun as it allowed me to explore the different forms of birds as well as having a little bit of biology which I am also passionate about. I then used ink to produce a sketchy line drawing of a finch like Darwin did.

DARWIN'S FINCHES




DARWIN'S DRAWINGS FROM THE VOYAGE OF HMS BEAGLE




Fig. 11. Head of *Simulium* (monkey). Fig. 12. Head of *Cebus* (monkey).



It is like if I said I was okay with this.



Head of Crocodile. (reconstruction of a small crocodile from a single fossil)



As soon as I came across the beautiful coloured owl I was inspired by Pusateri and since I so enjoyed it I decided to try my usual style.


John Pusateri

I used a watercolor brush to apply the color. I then used a pencil to draw the outline. I used a watercolor brush to apply the color. I then used a pencil to draw the outline. I used a watercolor brush to apply the color. I then used a pencil to draw the outline.

I enjoyed experimenting with different colors and I did and it was as different as the others. I used a watercolor brush to apply the color. I then used a pencil to draw the outline. I used a watercolor brush to apply the color. I then used a pencil to draw the outline.

Pusateri used pencil, watercolor, and pastels to create a photorealistic drawing of an owl. He used a watercolor brush to apply the color. I then used a pencil to draw the outline. I used a watercolor brush to apply the color. I then used a pencil to draw the outline.

ABOUT NATURE...




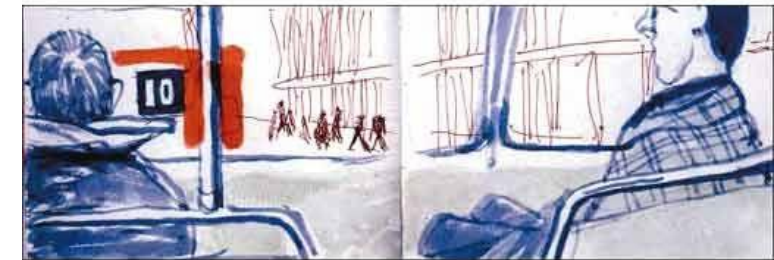



FROM YOUR IMAGINATION...




CREATE YOUR OWN CHARACTERS...



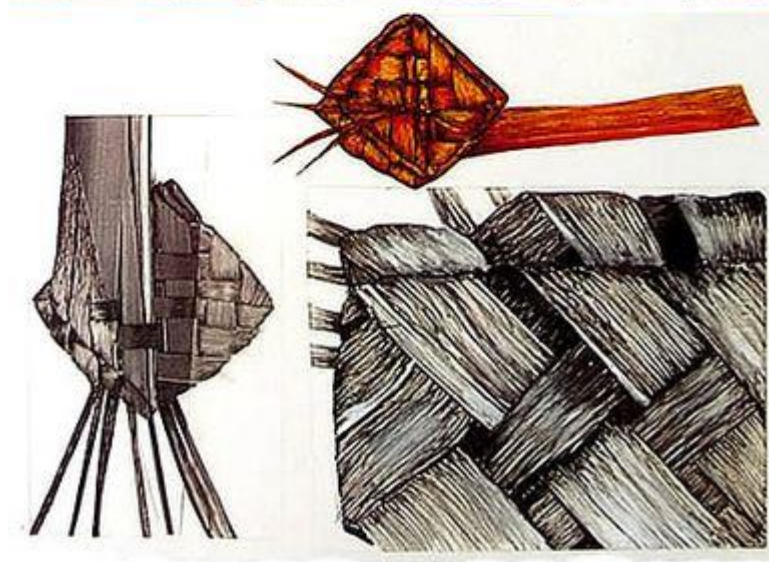
IMAGES OF NATURE...



TRIPS/HOLIDAYS...



IN THE STREET...



PATTERN/COLOUR...

